



Fish Addition




Instructions for using the fish addition mats:

- Print out the following addition mat pages, fish and number cards and laminate (if desired)
- Cut out the fish and number cards for your child
- Sit down with your child and place between 0 and 13 fish (for children just beginning to add you can choose between 0 and 6 fish) in the first square and tell your child "We see this many friendly fish swimming in the ocean. Go ahead and count how many there are."
- After your child counts the fish, have them find and place the corresponding number card on the first square to help them remember how many fish they counted.
- Next, place between 0 and 13 fish (for children just beginning to add you can choose between 0 and 6 fish) in the second square and tell your child, "More friendly fish have swam over to join the other fish. Count how many are joining their friends."
- After your child counts the fish in the second box, have them find and place the corresponding number card on the second square to help them remember how many fish they counted.
- Next, tell your child, "Now we need to find out how many fish are swimming in the ocean all together." Prompt them to tell you the number of fish from the first box, PLUS, have them tell you the number of fish from the second box, EQUALS. "Now we need to count how many friendly fish there are all together."
- You can then have your child count the total number of fish in one of two ways: 1) Keep the fish in the two boxes and have your child count them all to find the answer. 2) Move all the fish together into the large box and have them count the total number of fish.
- Either way, once they have found the total number of fish they can identify the correct number card and place it in the large box.
- Have your child say the final equation out loud. For example, "Two PLUS three EQUALS five."
- Continue to repeat this process with various equations. You can keep your child interested by taking turns and having **them** teach **you**. Have them place the fish in the boxes and ask you to count the friendly fish and say the equation out loud.


When working with very young children or those who have no interest in sitting for very long, keep your sessions short, fun and maybe even a little bit silly. It's better to have your child interested in coming back to work on the addition sheets again rather than overdoing it and having them refuse to work on it the next time.

You are awesome! Keep on rockin'!

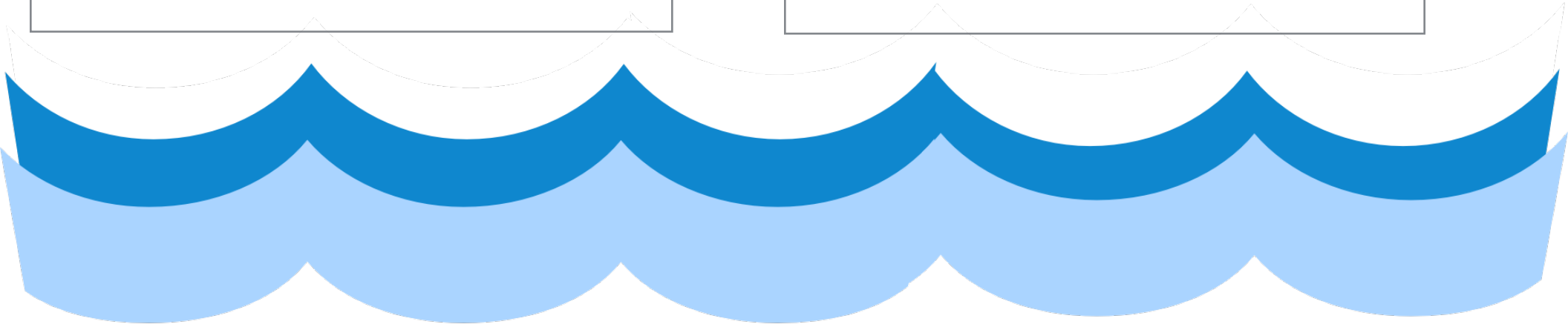


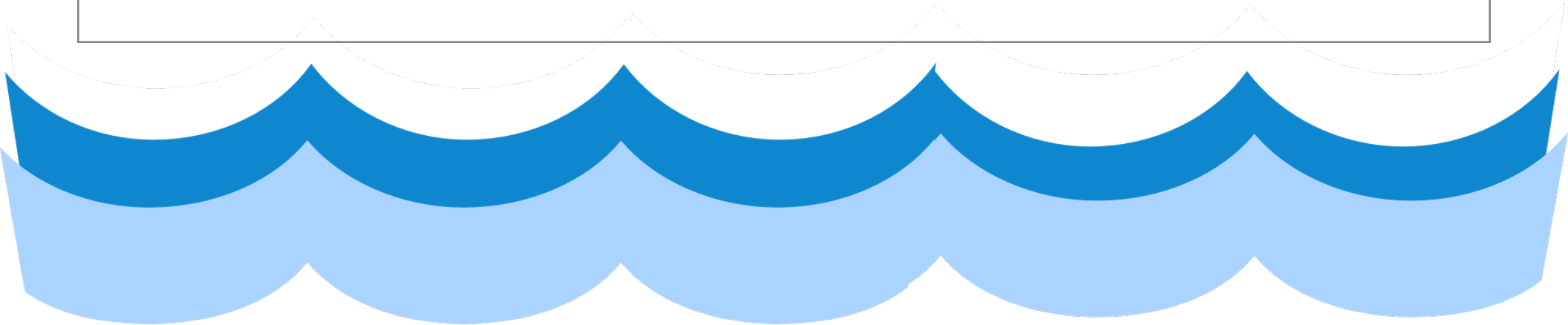




+



=







0	0	0	1	1	2	2
3	3	4	4	5	5	6
6	7	7	8	8	9	9
10	10	11	11	12	12	13
13	14	15	16	17	18	19
20	21	22	23	24	25	26
27	28	29	30	31	32	33
34	35	36				