

COW EGG ALPHABET GAMES





















These cards were created as a free learning supplement and were inspired by the book
The Cow That Laid An Egg by Andy Cutbill

INSTRUCTIONS:





















1. Print the pages on card stock and laminate for durability (if desired).
2. Cut out all the alphabet cow egg cards.
3. Game Option #1 - spread the lowercase letters out on the table and put the uppercase letters in a pile (or vice versa). Have your child pick an uppercase letter from the pile and say the name of the letter. Ask your child to find the matching lowercase letter that is spread out somewhere on the table. Continue this process until all letters are matched up. For a greater challenge, have your child say the name of the letter **and** its sound before finding the lowercase match.
4. Game Option #2 - put all the letter cards facedown in rows forming a large rectangle on the table. Play a memory game to match up all the uppercase and lowercase letters. Youngest player goes first and turns over two cards. If the uppercase and lowercase letters match they keep the cards and take another turn. If they do not, they flip them back over and the next player takes a turn. Play continues until all matches are made.
5. Game Option #3 - mix up all the letter cards and put them into a single pile. Indicate a spot on the table where they will put all uppercase letters and a spot on the table for lowercase letters (you can write uppercase and lowercase on notecards to indicate the two piles or use some other indicator that would be helpful to your child). Have your child pick a letter from the pile and tell you what it is, such as “lowercase b” or “little b” and then put it in the lowercase letters spot that you have designated. They can continue picking cards until all letters have been sorted into the correct uppercase and lowercase categories.

Make sure to give your child lots of specific praise along the way!













Cow Egg Alphabet Games

A 	B 	C 	D 
E 	F 	G 	H 
I 	J 	K 	L 
M 	N 	O 	P 
Q 	R 	S 	T 

Cow Egg Alphabet Games

U 	V 	W 	X 
Y 	Z 	 a	 b
 c	 d	 e	 f
 g	 h	 i	 j
 k	 l	 m	 n

Cow Egg Alphabet Games

 o	 p	 q	 r
 s	 t	 u	 v
 w	 x	 y	 z